

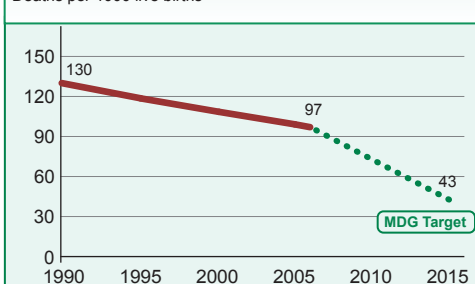


## DEMOGRAPHICS

Total population (000)	160,943 (2006)
Total under-five population (000)	19,012 (2006)
Births (000)	4,358 (2006)
Birth registration (%)	---
Under-five mortality rate (per 1000 live births)	97 (2006)
Infant mortality rate (per 1000 live births)	78 (2006)
Neonatal mortality rate (per 1000 live births)	57 (2006)
Total under-five deaths (000)	423 (2006)
Maternal mortality ratio (per 100,000 live births)	320 (2005)
Lifetime risk of maternal death (1 in N)	74 (2005)
Total maternal deaths	15,000 (2005)

### Under-five mortality rate

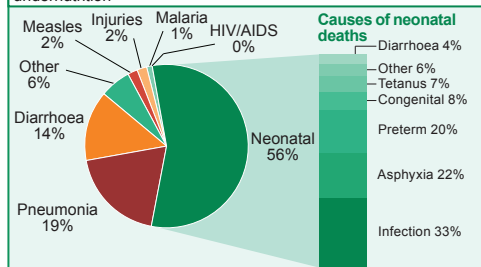
Deaths per 1000 live births



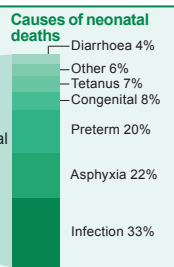
Source: UNICEF, 2006

### Causes of under-five deaths

Globally more than one third of child deaths are attributable to undernutrition



Source: WHO, 2006



Source: Lawn JE, Cousens SN for CHERG (Nov 2006)

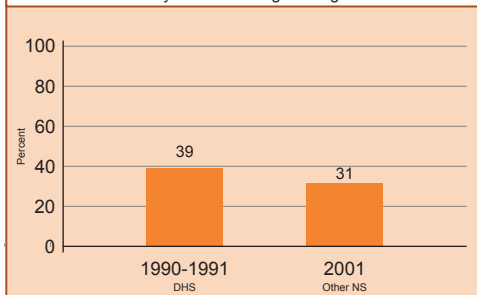
## INTERVENTION COVERAGE FOR MOTHERS, NEWBORNS AND CHILDREN

### NUTRITION

Stunting prevalence (moderate and severe, %)	42 (2001)	Complementary feeding rate (6-9 months, %)	31 (1995)
Wasting prevalence (moderate and severe, %)	14 (2001)	Low birthweight incidence (%)	19 (1991)

### Underweight prevalence

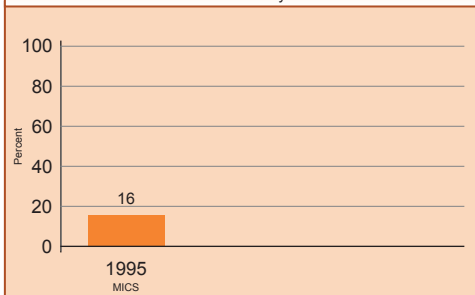
Percent children < 5 years underweight for age\*



\*Based on 2006 WHO reference population

### Exclusive breastfeeding

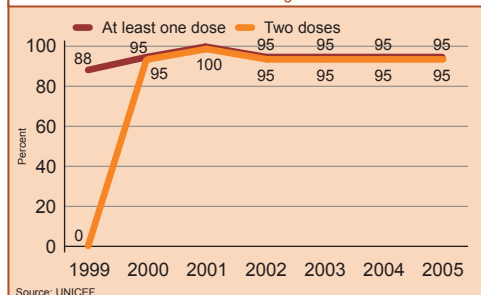
Percent infants < 6 months exclusively breastfed



Source: DHS, 2006

### Vitamin A supplementation

Percent children 6-59 months receiving vitamin A doses

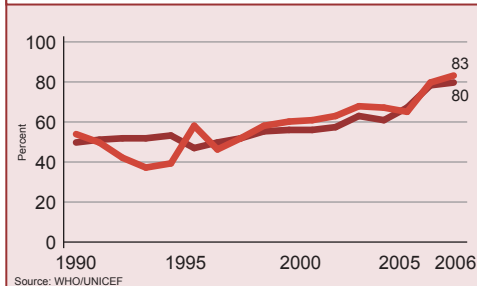


Source: UNICEF, 2006

## CHILD HEALTH

### Immunization

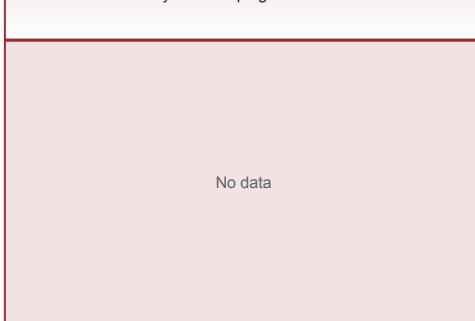
Percent of children immunised against measles  
Percent of children immunised with 3 doses DPT  
Percent of children immunised with 3 doses Hib



Source: WHO/UNICEF, 2006

### Malaria prevention

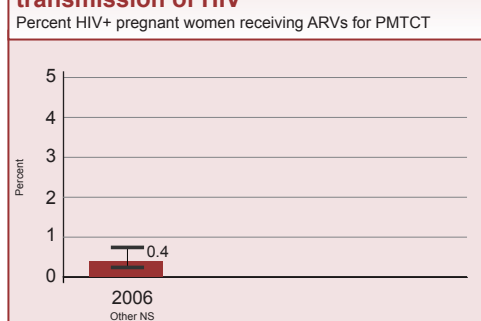
Percent children < 5 years sleeping under ITNs



Source: DHS, 2006

### Prevention of mother to child transmission of HIV

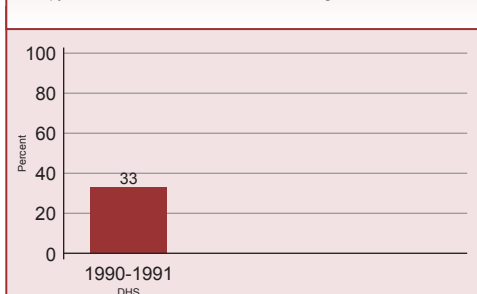
Percent HIV+ pregnant women receiving ARVs for PMTCT



Source: DHS, 2006

### Diarrhoeal disease treatment

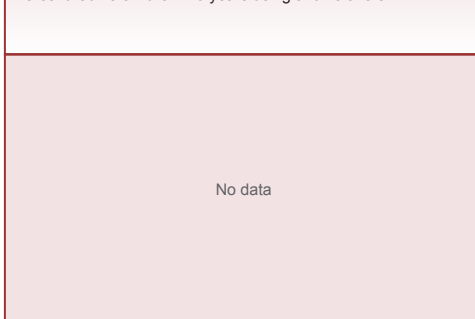
Percent children < 5 years with diarrhoea receiving oral rehydration therapy or increased fluids, with continued feeding



Source: DHS, 2006

### Malaria treatment

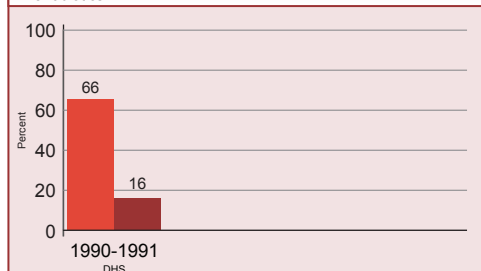
Percent febrile children < 5 years using antimalarials



Source: DHS, 2006

### Pneumonia treatment

Percent children < 5 years with suspected pneumonia taken to appropriate health provider  
Percent children < 5 years with suspected pneumonia receiving antibiotics



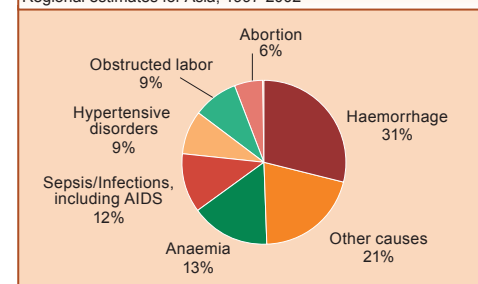
Source: DHS, 2006

## MATERNAL AND NEWBORN HEALTH

Unmet need for family planning (%)	33 (2000-2001)
Antenatal visits for woman (4 or more visits, %)	14 (1990-1991)
Intermittent preventive treatment for malaria (%)	---
C-section rate (total, urban, rural, %)	3,6,1 (1990-1991)
(Minimum target is 5% and maximum target is 15%)	
Early initiation of breastfeeding (within 1 hr of birth, %)	6 (1996)
Postnatal visit for baby (within 2 days for home births, %)	---

### Causes of maternal deaths

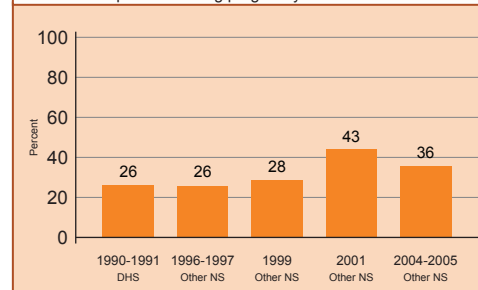
Regional estimates for Asia, 1997-2002



Source: Khan, Khalid S., et al, Lancet 2006;367:1066-74

### Antenatal care

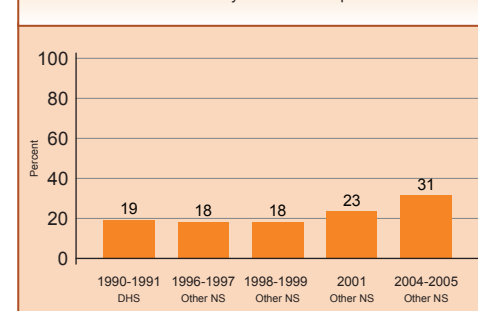
Percent women aged 15-49 years attended at least once by a skilled health provider during pregnancy



Source: DHS, 2006

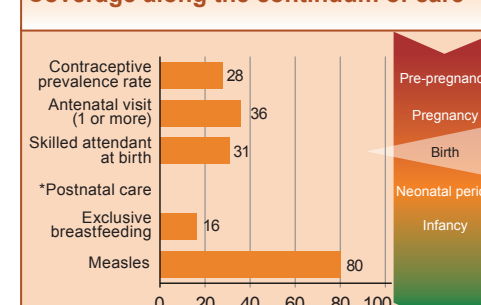
### Skilled attendant at delivery

Percent live births attended by skilled health personnel



Source: DHS, 2006

### Coverage along the continuum of care

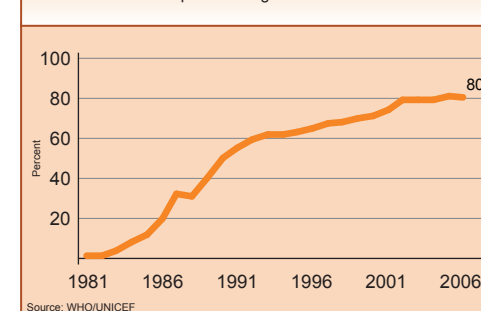


Source: DHS, MICS, Other NS

\*See Annex for indicator definition

### Neonatal tetanus protection

Percent of newborns protected against tetanus

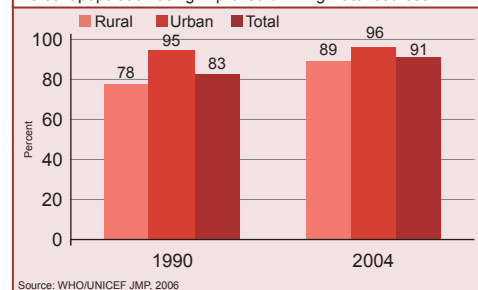


Source: WHO/UNICEF, 2006

## WATER AND SANITATION

### Water

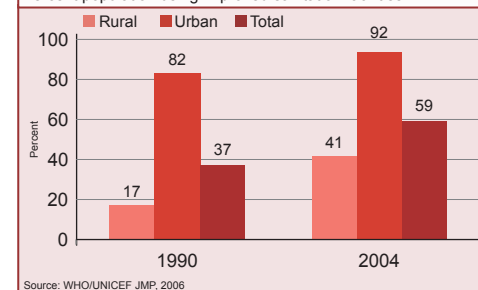
Percent population using improved drinking water sources



Source: WHO/UNICEF JMP, 2006

### Sanitation

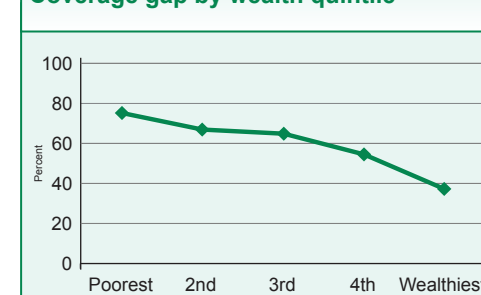
Percent population using improved sanitation facilities



Source: WHO/UNICEF JMP, 2006

## EQUITY

### Coverage gap by wealth quintile



	1991 DHS
Coverage gap (%)	60
Ratio poorest/wealthiest	2.0
Difference poorest-wealthiest (%)	37

## POLICIES

International Code of Marketing of Breastmilk Substitutes	Partial
New ORS formula and zinc for management of diarrhoea	Yes
Community treatment of pneumonia with antibiotics	Yes
IMCI adapted to cover newborns 0-1 week of age	Yes
Costed implementation plan(s) for maternal, newborn and child health available	Yes
Midwives be authorised to administer a core set of life saving interventions	Partial
Maternity protection in accordance with ILO Convention 183	No
Specific notification of maternal deaths	No

## SYSTEMS

Per capita total expenditure on health (US\$)	48 (2007)
General government expenditure on health as % of total government expenditure (%)	2 (2007)
Out-of-pocket expenditure as % of total expenditure on health (%)	79 (2007)
Density of health workers (per 1000 population)	1.2 (2004)
Official Development Assistance to child health per child (US\$)	2 (2005)
Official Development Assistance to maternal and neonatal health per live birth (US\$)	4 (2005)
National availability of Emergency Obstetric Care services (% of recommended minimum)	---