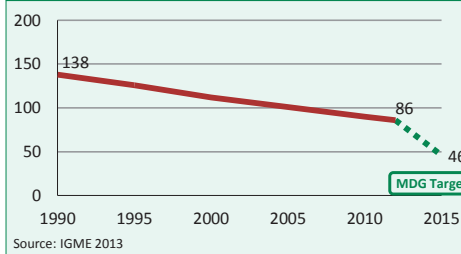


Pakistan

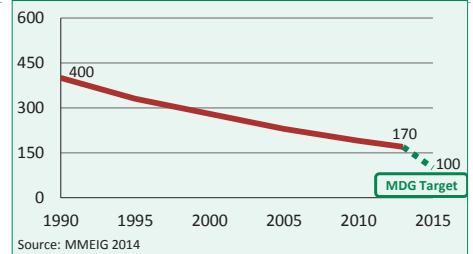
DEMOGRAPHICS

Total population (000)	179,160	(2012)
Total under-five population (000)	21,996	(2012)
Births (000)	4,604	(2012)
Birth registration (%)	27	(2006-2007)
Total under-five deaths (000)	409	(2012)
Neonatal deaths: % of all under-5 deaths	50	(2012)
Neonatal mortality rate (per 1000 live births)	42	(2012)
Infant mortality rate (per 1000 live births)	69	(2012)
Stillbirth rate (per 1000 total births)	47	(2009)
Total maternal deaths	7,900	(2013)
Lifetime risk of maternal death (1 in N)	170	(2013)
Total fertility rate (per woman)	3.3	(2012)
Adolescent birth rate (per 1000 girls)	48	(2010)

Under-five mortality rate
Deaths per 1000 live births



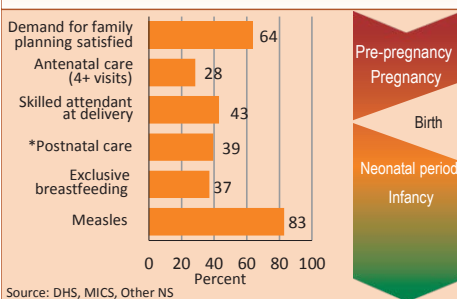
Maternal mortality ratio
Deaths per 100,000 live births



Note: MDG target calculated by Countdown to 2015.

MATERNAL AND NEWBORN HEALTH

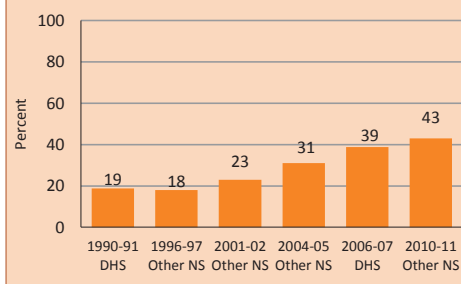
Coverage along the continuum of care



* See Annex/website for indicator definition

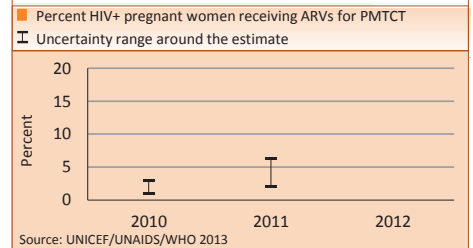
Skilled attendant at delivery

Percent live births attended by skilled health personnel



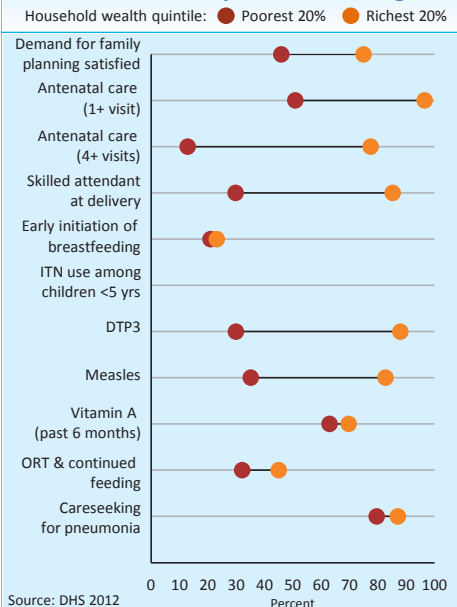
Prevention of mother-to-child transmission of HIV

Eligible HIV+ pregnant women receiving ART for their own health (% of total ARVs)



EQUITY

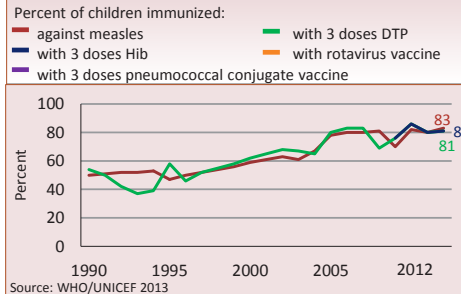
Socioeconomic inequities in coverage



Coverage levels are shown for the poorest 20% (red circles) and the richest 20% (orange circles). The longer the line between the two groups, the greater the inequality. These estimates may differ from other charts due to differences in data sources.

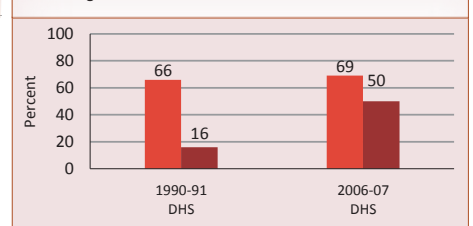
CHILD HEALTH

Immunization



Pneumonia treatment

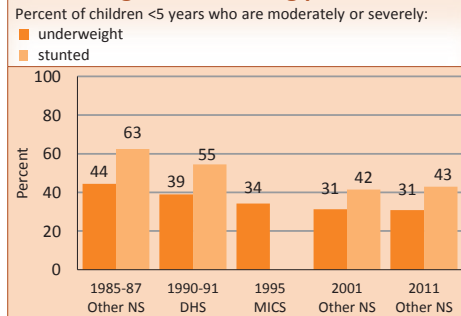
Percent of children <5 years with symptoms of pneumonia: taken to appropriate health provider, receiving antibiotics



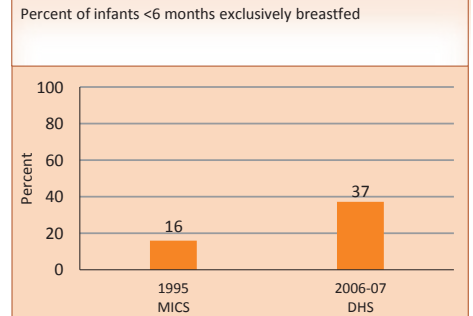
NUTRITION

Wasting prevalence (moderate and severe, %)	15	(2011)	Early initiation of breastfeeding (within 1 hr of birth, %)	29	(2006-2007)
Low birthweight incidence (moderate and severe, %)	32	(2006-2007)	Introduction of solid, semi-solid/soft foods (%)	36	(2006-2007)
			Vitamin A two dose coverage (%)	99	(2012)

Underweight and stunting prevalence



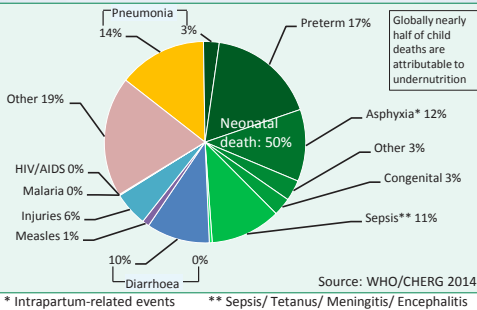
Exclusive breastfeeding



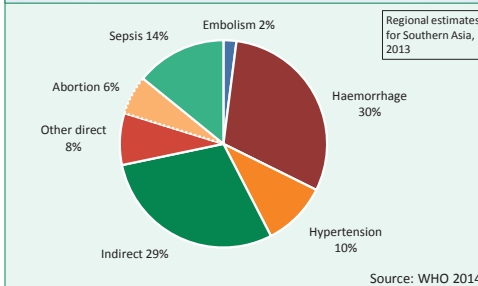
Pakistan

DEMOGRAPHICS

Causes of under-five deaths, 2012



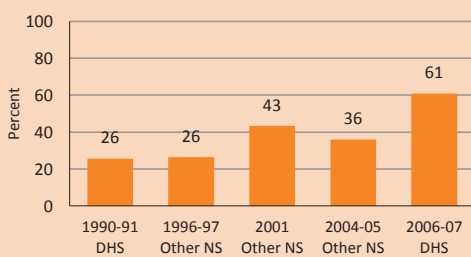
Causes of maternal deaths, 2013



MATERNAL AND NEWBORN HEALTH

Antenatal care

Percent women aged 15-49 years attended at least once by a skilled health provider during pregnancy



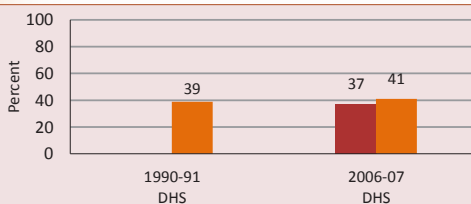
Demand for family planning satisfied (%)	64	(2013)
Antenatal care (4 or more visits, %)	28	(2006-2007)
Malaria during pregnancy - intermittent preventive treatment (%)	-	-
C-section rate (total, urban, rural, %)	7, 13, 5	(2006-2007)
Neonatal tetanus vaccine	75	(2012)
Postnatal visit for baby (within 2 days for home births, %)	-	-
Postnatal visit for mother (within 2 days for home births, %)	39	(2006-2007)
Women with low body mass index (<18.5 kg/m2, %)	17	(2012-2013)

CHILD HEALTH

Diarrhoeal disease treatment

Percent of children <5 years with diarrhoea:

- receiving oral rehydration therapy/increased fluids with continued feeding
- treated with ORS



Malaria prevention and treatment

Percent children receiving first line treatment among those receiving any antimalarial

Percent children < 5 years sleeping under ITNs

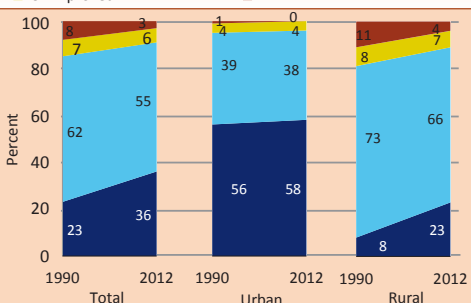
Very limited risk

WATER AND SANITATION

Improved drinking water coverage

Percent of population by type of drinking water source, 1990-2012

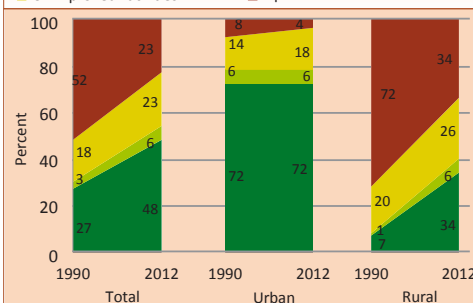
- Piped on premises
- Other improved
- Unimproved
- Surface water



Improved sanitation coverage

Percent of population by type of sanitation facility, 1990-2012

- Improved facilities
- Unimproved facilities
- Shared facilities
- Open defecation



POLICIES

Laws or regulations that allow adolescents to access contraceptives without parental or spousal consent	No
Legal status of abortion (X of 5 circumstances)	3
Midwives authorized for specific tasks (X of 7 tasks)	-
Maternity protection (Convention 183)	No
Maternal deaths notification	Yes
Postnatal home visits in the first week after birth	No
Kangaroo Mother Care in facilities for low birthweight/preterm newborns	Yes
Antenatal corticosteroids as part of management of preterm labour	Yes
International Code of Marketing of Breastmilk Substitutes	Yes
Community treatment of pneumonia with antibiotics	Yes
Low osmolarity ORS and zinc for management of diarrhoea	Yes

SYSTEMS

Costed national implementation plan(s) for: maternal, newborn and child health available	Yes	(2013)
Life Saving Commodities in Essential Medicine List:		
Reproductive health (X of 3)	3	(2013)
Maternal health (X of 3)	3	(2013)
Newborn health (X of 4)	2	(2013)
Child health (X of 3)	3	(2013)
Density of doctors, nurses and midwives (per 10,000 population)	14.0	(2010)
National availability of Emergency Obstetric Care services (% of recommended minimum)	-	-

FINANCING

Per capita total expenditure on health (Int\$)	91	(2012)
General government expenditure on health as % of total government expenditure (%)	5	(2012)
Out of pocket expenditure as % of total expenditure on health(%)	62	(2012)
Reproductive, maternal, newborn and child health expenditure by source	No Data	
ODA to child health per child (US\$)	12	(2011)
ODA to maternal and neonatal health per live birth (US\$)	13	(2011)

Note: See annexes for additional information on the indicators above